

ARG66684 anti-Dengue virus NS5 antibody [SQab19173]

Package: 100 µg
Store at: -20°C

Summary

Product Description	Mouse Monoclonal antibody [SQab19173] recognizes Dengue virus NS5
Tested Reactivity	DEN
Tested Application	ELISA, ICC/IF, WB
Specificity	This antibody recognizes DENV1, DENV2 and DENV4 NS5 protein
Host	Mouse
Clonality	Monoclonal
Clone	SQab19173
Isotype	IgG2b
Target Name	Dengue virus NS5
Species	Dengue virus
Immunogen	Dengue virus NS5.
Conjugation	Un-conjugated

Application Instructions

Application table	Application	Dilution
	ELISA	Assay-dependent
	ICC/IF	Assay-dependent
	WB	0.5 µg/ml
Application Note	Western: DENV1 and DENV4 not workable; ELISA: DENV1 and DENV4 not workable * The dilutions indicate recommended starting dilutions and the optimal dilutions or concentrations should be determined by the scientist.	

Properties

Form	Liquid
Purification	Affinity purification with immunogen.
Buffer	PBS (pH 7.4) and 0.01% Thimerosal.
Preservative	0.01% Thimerosal
Concentration	1 mg/ml
Storage instruction	For continuous use, store undiluted antibody at 2-8°C for up to a week. For long-term storage, aliquot and store at -20°C or below. Storage in frost free freezers is not recommended. Avoid repeated freeze/thaw cycles. Suggest spin the vial prior to opening. The antibody solution should be gently mixed before use.

Bioinformation

Highlight

Related products:
[Dengue virus antibodies](#); [Dengue virus ELISA Kits](#); [Dengue virus Duos / Panels](#);

Related news:
[Exploring Antiviral Immune Response](#)

Images

Donor-1

Donor-2

Donor-3

Mock

DENV


Mock

DENV

Mock

DENV

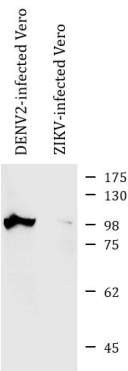
NS5



ARG66684 anti-Dengue virus NS5 antibody [SQab19173] WB image

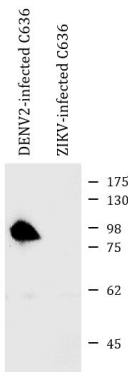
Western blot: hMDMs stained with ARG66684 anti-Dengue virus NS5 antibody [SQab19173].

From Li X et al. Front Immunol- (2021), [doi: 10.3389/fimmu.2021.744880](#), Fig. 1. B.



ARG66684 anti-Dengue virus NS5 antibody [SQab19173] WB image

Western blot: 10 µg of DENV2-infected Vero and ZIKV-infected Vero cell lysates stained with ARG66684 anti-Dengue virus NS5 antibody [SQab19173] at 0.5 µg/ml dilution.



ARG66684 anti-Dengue virus NS5 antibody [SQab19173] WB image

Western blot: 10 µg of DENV2-infected C636 and ZIKV-infected C636 cell lysates stained with ARG66684 anti-Dengue virus NS5 antibody [SQab19173] at 0.5 µg/ml dilution.