

ARG55808 anti-GRP94 antibody

Package: 100 µl
Store at: -20°C

Summary

Product Description	Rabbit Polyclonal antibody recognizes GRP94
Tested Reactivity	Hu, Ms, Rat
Tested Application	ICC/IF, IHC-P, WB
Host	Rabbit
Clonality	Polyclonal
Isotype	IgG
Target Name	GRP94
Species	Human
Immunogen	Recombinant protein of Human GRP94 (NP_003290.1)
Conjugation	Un-conjugated
Alternate Names	Tumor rejection antigen 1; gp96 homolog; Endoplasmic; 94 kDa glucose-regulated protein; HEL-S-125m; GP96; GRP94; TRA1; HEL35; GRP-94; Heat shock protein 90 kDa beta member 1; ECGP

Application Instructions

Application table	Application	Dilution
	ICC/IF	1:50 - 1:200
	IHC-P	1:50 - 1:200
	WB	1:500 - 1:2000
Application Note	* The dilutions indicate recommended starting dilutions and the optimal dilutions or concentrations should be determined by the scientist.	
Positive Control	NIH/3T3 and HeLa	
Observed Size	~ 96 kDa	

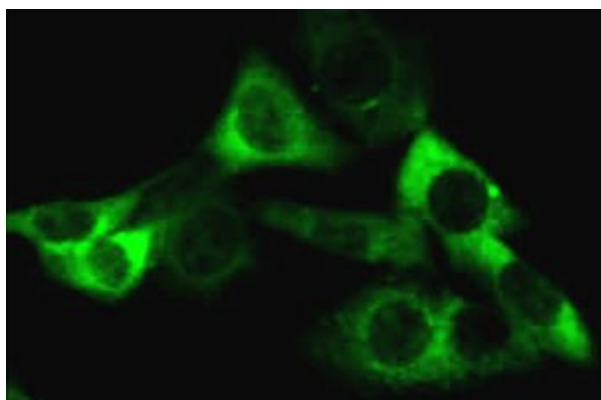
Properties

Form	Liquid
Purification	Affinity purification with immunogen.
Buffer	PBS (pH 7.3), 0.02% Sodium azide and 50% Glycerol.
Preservative	0.02% Sodium azide
Stabilizer	50% Glycerol
Storage instruction	For continuous use, store undiluted antibody at 2-8°C for up to a week. For long-term storage, aliquot and store at -20°C. Storage in frost free freezers is not recommended. Avoid repeated freeze/thaw cycles. Suggest spin the vial prior to opening. The antibody solution should be gently mixed before use.

Bioinformation

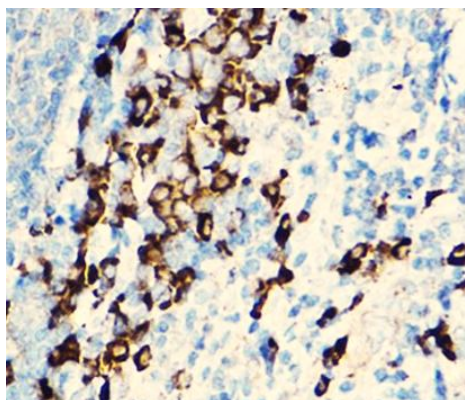
Gene Symbol	HSP90B1
Gene Full Name	heat shock protein 90kDa beta (Grp94), member 1
Background	This gene encodes a member of a family of adenosine triphosphate(ATP)-metabolizing molecular chaperones with roles in stabilizing and folding other proteins. The encoded protein is localized to melanosomes and the endoplasmic reticulum. Expression of this protein is associated with a variety of pathogenic states, including tumor formation. There is a microRNA gene located within the 5' exon of this gene. There are pseudogenes for this gene on chromosomes 1 and 15. [provided by RefSeq, Aug 2012]
Function	Molecular chaperone that functions in the processing and transport of secreted proteins. When associated with CNPY3, required for proper folding of Toll-like receptors (By similarity). Functions in endoplasmic reticulum associated degradation (ERAD). Has ATPase activity. [UniProt]
Calculated Mw	92 kDa

Images



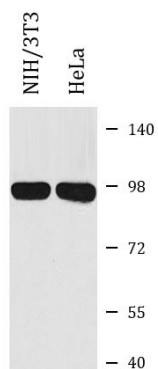
ARG55808 anti-GRP94 antibody ICC/IF image

Immunofluorescence: NIH/3T3 cells stained with ARG55808 anti-GRP94 antibody at 1:100 dilution.



ARG55808 anti-GRP94 antibody IHC-P image

Immunohistochemistry: Paraffin-embedded Rat spleen tissue stained with ARG55808 anti-GRP94 antibody at 1:50 dilution.



ARG55808 anti-GRP94 antibody WB image

Western blot: NIH/3T3 and HeLa cell lysates stained with ARG55808 anti-GRP94 antibody.