

## ARG44069 anti-PRMT7 antibody

Package: 50 µg  
Store at: -20°C

### Summary

Product Description	Rabbit Polyclonal recognizes PRMT7
Tested Reactivity	Hu, Ms, Rat
Tested Application	FACS, IHC-P, WB
Host	Rabbit
Clonality	Polyclonal
Isotype	IgG
Target Name	PRMT7
Species	Human
Immunogen	Human PRMT7 recombinant protein (Position: K121-D526).
Conjugation	Un-conjugated
Alternate Names	PRMT7; Protein Arginine Methyltransferase 7; KIAA1933; [Myelin Basic Protein]-Arginine N-Methyltransferase PRMT7; Histone-Arginine N-Methyltransferase PRMT7; Protein Arginine N-Methyltransferase 7; FLJ10640; EC 2.1.1.321; EC 2.1.1; SBIDDS

### Application Instructions

Application table	Application	Dilution
	FACS	1 - 3 µg/1x10 <sup>6</sup> cells
	IHC-P	2 - 5 µg/ml
	WB	0.25 - 0.5 µg/ml
Application Note	The dilutions indicate recommended starting dilutions and the optimal dilutions or concentrations should be determined by the scientist.	


### Properties

Form	Liquid
Purification	Affinity purification with immunogen.
Buffer	0.9% NaCl, 0.2% Na <sub>2</sub> HPO <sub>4</sub> , 0.05% Sodium azide and 4% Trehalose.
Preservative	0.05% Sodium azide
Stabilizer	4% Trehalose
Concentration	0.5 mg/ml
Storage instruction	For continuous use, store undiluted antibody at 2-8°C for up to a week. For long-term storage, aliquot and store at -20°C or below. Storage in frost free freezers is not recommended. Avoid repeated freeze/thaw cycles. Suggest spin the vial prior to opening. The antibody solution should be gently mixed before use.

## Bioinformation

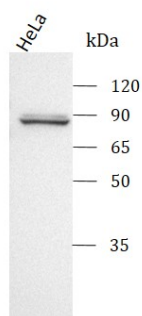
Gene Symbol	PRMT7
Gene Full Name	Protein Arginine Methyltransferase 7
Background	Arginine methylation is an apparently irreversible protein modification catalyzed by arginine methyltransferases, such as PMT7, using S-adenosylmethionine (AdoMet) as the methyl donor. Arginine methylation is implicated in signal transduction, RNA transport, and RNA splicing (Miranda et al., 2004 [PubMed 15044439]).[supplied by OMIM, Mar 2008]
Function	Arginine methyltransferase that can both catalyze the formation of omega-N monomethylarginine (MMA) and symmetrical dimethylarginine (sDMA), with a preference for the formation of MMA. Specifically mediates the symmetrical dimethylation of arginine residues in the small nuclear ribonucleoproteins Sm D1 (SNRPD1) and Sm D3 (SNRPD3); such methylation being required for the assembly and biogenesis of snRNP core particles. Specifically mediates the symmetric dimethylation of histone H4 'Arg-3' to form H4R3me2s. Plays a role in gene imprinting by being recruited by CTCFL at the H19 imprinted control region (ICR) and methylating histone H4 to form H4R3me2s, possibly leading to recruit DNA methyltransferases at these sites. May also play a role in embryonic stem cell (ESC) pluripotency. Also able to mediate the arginine methylation of histone H2A and myelin basic protein (MBP) in vitro; the relevance of such results is however unclear in vivo.
Research Area	Gene Regulation antibody
Calculated Mw	78 kDa
PTM	Methylation
Cellular Localization	Cytoplasm, Nucleus

## Images



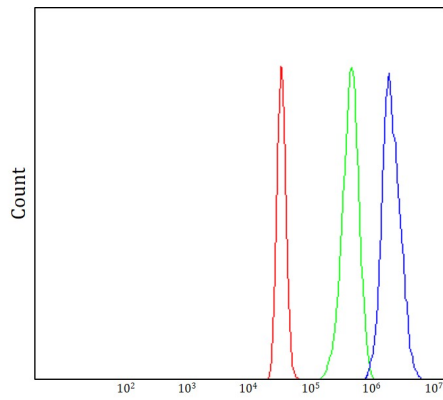
ARG44069 anti-PRMT7 antibody IHC-P image

Immunohistochemistry: Human ovarian cancer stained with ARG44069 anti-PRMT7 antibody at 2 µg/mL dilution.



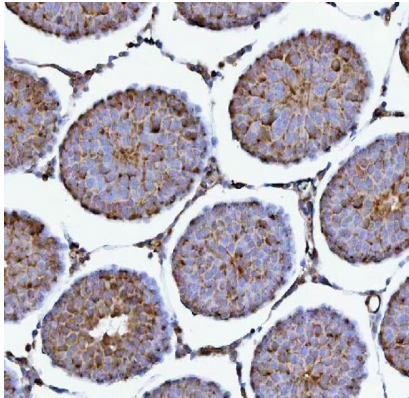
ARG44069 anti-PRMT7 antibody WB image

Western blot: HeLa stained with ARG44069 anti-PRMT7 antibody at 0.5 µg/mL dilution.



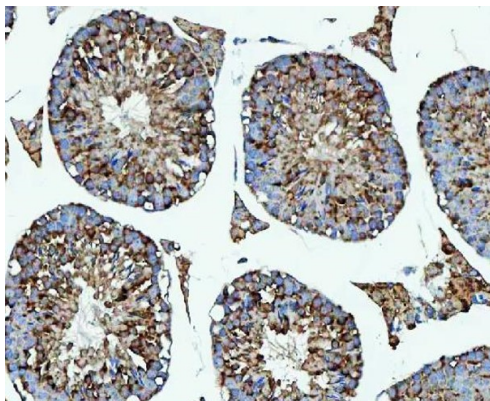
#### ARG44069 anti-PRMT7 antibody FACS image

Flow Cytometry: HepG2 stained with ARG44069 anti-PRMT7 antibody at  $1\text{ }\mu\text{g}/1\times 10^6$  cells dilution.



#### ARG44069 anti-PRMT7 antibody IHC-P image

Immunohistochemistry: Rat testis stained with ARG44069 anti-PRMT7 antibody at  $2\text{ }\mu\text{g}/\text{mL}$  dilution.



#### ARG44069 anti-PRMT7 antibody IHC-P image

Immunohistochemistry: Mouse testis stained with ARG44069 anti-PRMT7 antibody at  $2\text{ }\mu\text{g}/\text{mL}$  dilution.