

**ARG42076**  
**anti-PTAR1 antibody**Package: 100 µl  
Store at: -20°C**Summary**

|                     |   |
|---------------------|---|
| Product Description | Rabbit Polyclonal antibody recognizes PTAR1                         |
| Tested Reactivity   | Hu  |
| Tested Application  | FACS, IHC-P, WB   |
| Host                | Rabbit  |
| Clonality           | Polyclonal  |
| Isotype             | IgG   |
| Target Name         | PTAR1   |
| Species             | Human   |
| Immunogen           | KLH-conjugated synthetic peptide between aa. 60-89 of Human PTAR1.  |
| Conjugation         | Un-conjugated   |
| Alternate Names     | Protein prenyltransferase alpha subunit repeat-containing protein 1 |

**Application Instructions**

|                   |  |              |
|-------------------|--|--------------|
| Application table | Application  | Dilution     |
|                   | FACS   | 1:10 - 1:50  |
|                   | IHC-P  | 1:50 - 1:100 |
|                   | WB   | 1:1000       |
| Application Note  | * The dilutions indicate recommended starting dilutions and the optimal dilutions or concentrations should be determined by the scientist. |              |
| Positive Control  | MDA-MB-231   |              |
| Observed Size     | ~ 54 kDa   |              |

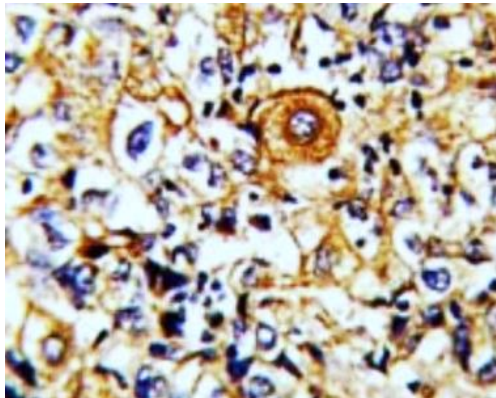
**Properties**

|                     |  |
|---------------------|--|
| Form                | Liquid   |
| Purification        | Purification with Protein A and immunogen peptide.   |
| Buffer              | PBS and 0.09% (W/V) Sodium azide.  |
| Preservative        | 0.09% (W/V) Sodium azide.  |
| Storage instruction | For continuous use, store undiluted antibody at 2-8°C for up to a week. For long-term storage, aliquot and store at -20°C or below. Storage in frost free freezers is not recommended. Avoid repeated freeze/thaw cycles. Suggest spin the vial prior to opening. The antibody solution should be gently mixed before use. |
| Note                | For laboratory research only, not for drug, diagnostic or other use.   |

Bioinformation

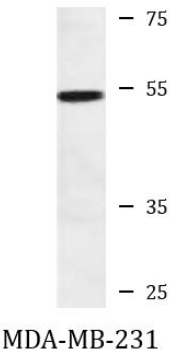
|                |   |
|----------------|---|
| Gene Symbol    | PTAR1   |
| Gene Full Name | protein prenyltransferase alpha subunit repeat containing 1 |
| Calculated Mw  | 46 kDa  |

Images



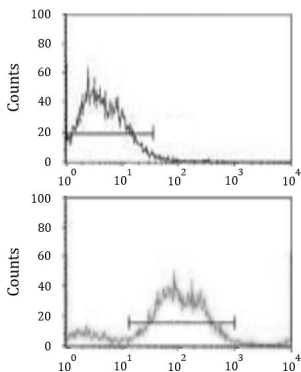
ARG42076 anti-PTAR1 antibody IHC-P image

Immunohistochemistry: Formalin-fixed and paraffin-embedded Human breast carcinoma tissue stained with ARG42076 anti-PTAR1 antibody.



ARG42076 anti-PTAR1 antibody WB image

Western blot: 35 µg of MDA-MB-231 cell lysate stained with ARG42076 anti-PTAR1 antibody.



ARG42076 anti-PTAR1 antibody FACS image

Flow Cytometry: SK-BR-3 cells stained with ARG42076 anti-PTAR1 antibody (bottom histogram) or without primary antibody as control (top histogram), followed by incubation with FITC labelled secondary antibody.